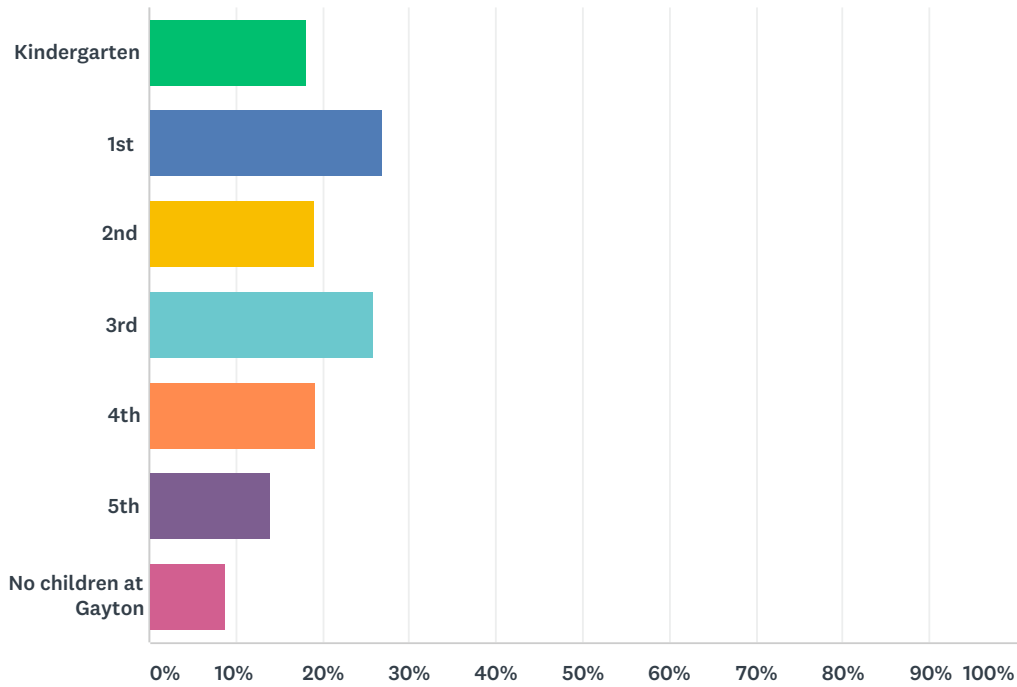


Q1 What grade(s) are your children in this year? (check all that apply)

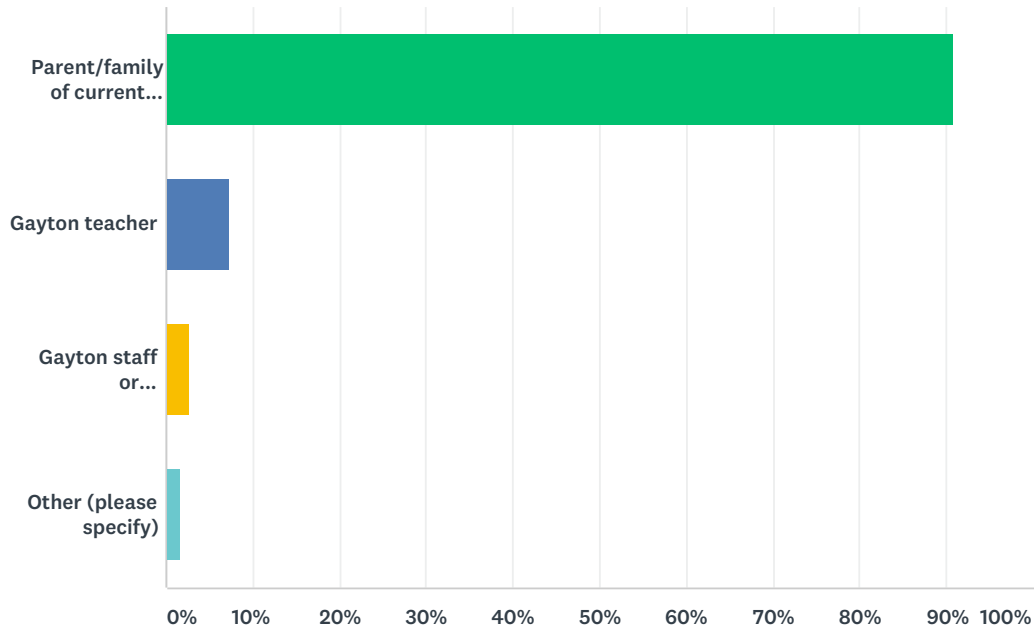
Answered: 285 Skipped: 0



ANSWER CHOICES	RESPONSES	
Kindergarten	18.25%	52
1st	27.02%	77
2nd	18.95%	54
3rd	25.96%	74
4th	19.30%	55
5th	14.04%	40
No children at Gayton	8.77%	25
Total Respondents: 285		

Q2 What best describes your role at Gayton? (check more than one if applicable)

Answered: 285 Skipped: 0

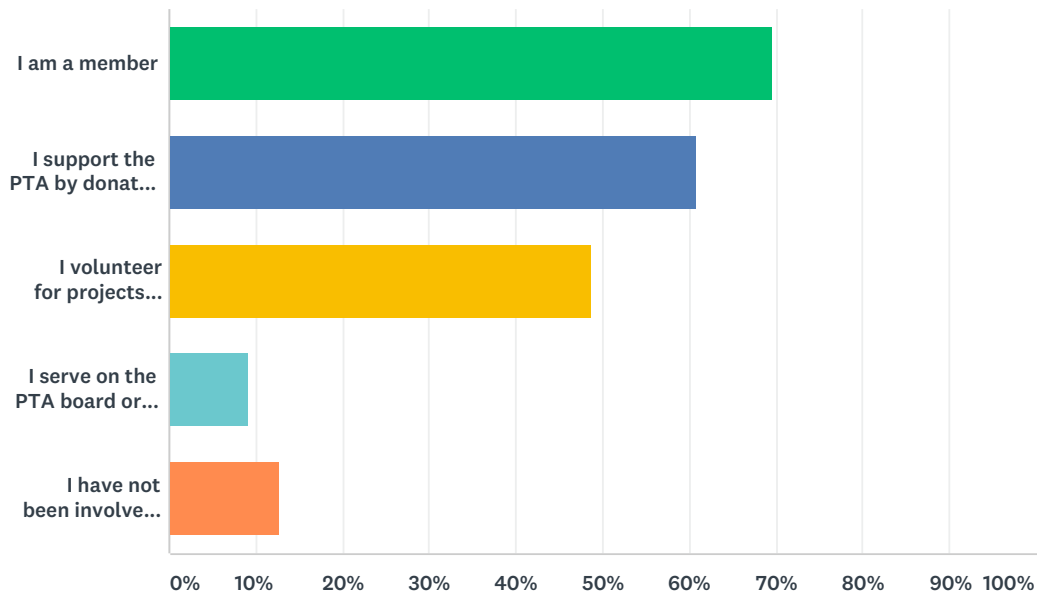


ANSWER CHOICES	RESPONSES	
Parent/family of current student	90.88%	259
Gayton teacher	7.37%	21
Gayton staff or administration	2.81%	8
Other (please specify)	1.75%	5
Total Respondents: 285		

"Other" included volunteer; community member; rising K; parent to alumni; room parents

Q3 What best describes your level of involvement with the PTA this school year? Check all that apply.

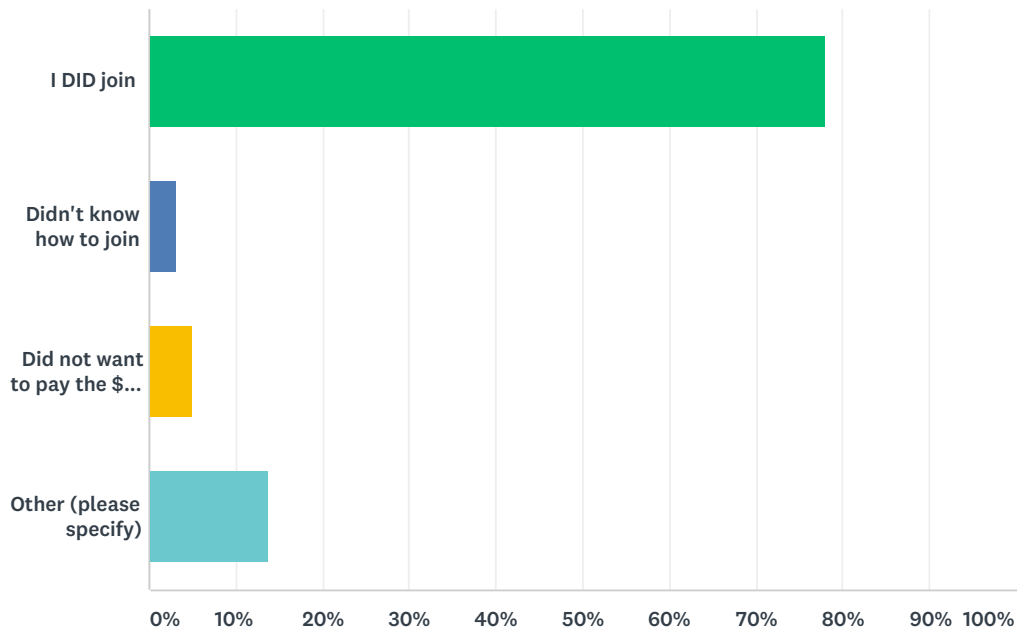
Answered: 283 Skipped: 2



ANSWER CHOICES	RESPONSES	
I am a member	69.61%	197
I support the PTA by donating and/or supporting fundraisers	60.78%	172
I volunteer for projects and/or events	48.76%	138
I serve on the PTA board or as a committee chair	9.19%	26
I have not been involved this year	12.72%	36
Total Respondents: 283		

Q4 If you chose NOT to join the PTA this year, what was your primary reason why?

Answered: 283 Skipped: 2

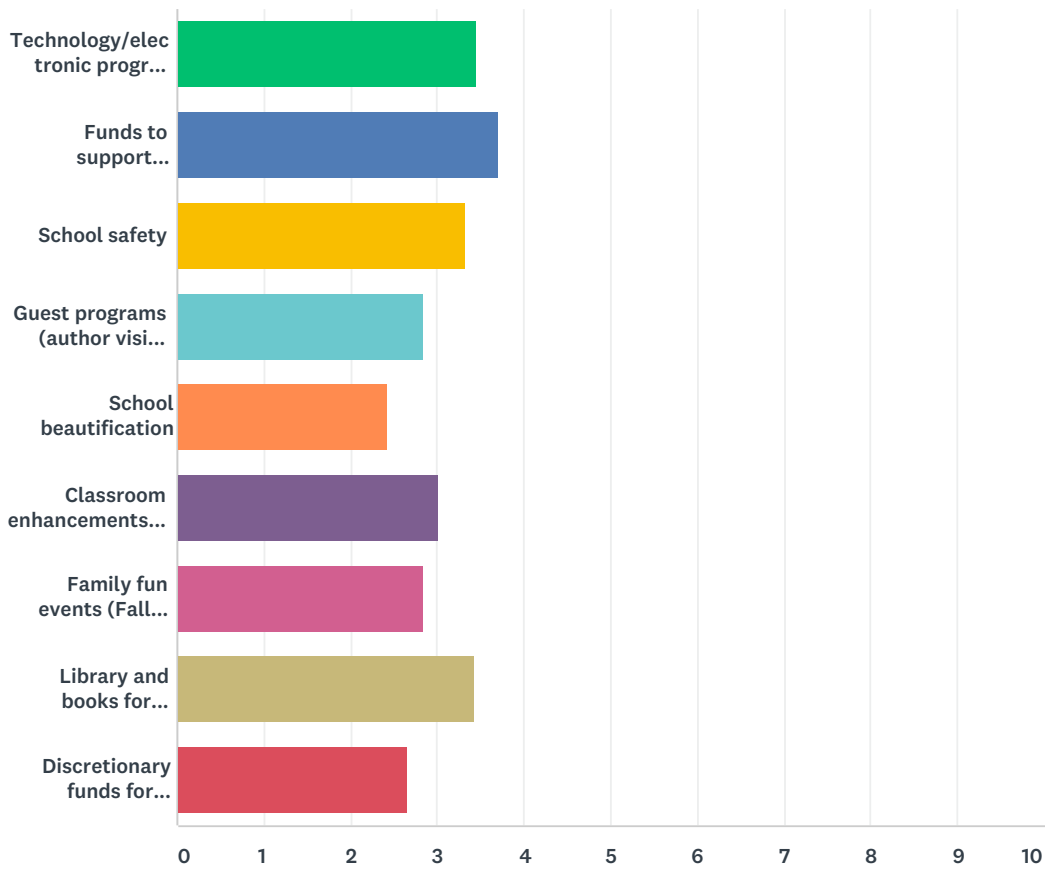


ANSWER CHOICES	RESPONSES	
I DID join	78.09%	221
Didn't know how to join	3.18%	9
Did not want to pay the \$5 fee to join	4.95%	14
Other (please specify)	13.78%	39
TOTAL		283

The 39 "other" comments included forgetting to join; logistical/childcare/time issues; not supporting PTA mission, programs and board. The full list of comments will be provided to the PTA membership VP for further consideration.

Q5 How should the PTA spend the money it raises? Rate the following categories according to where you think funding priorities should be.

Answered: 274 Skipped: 11

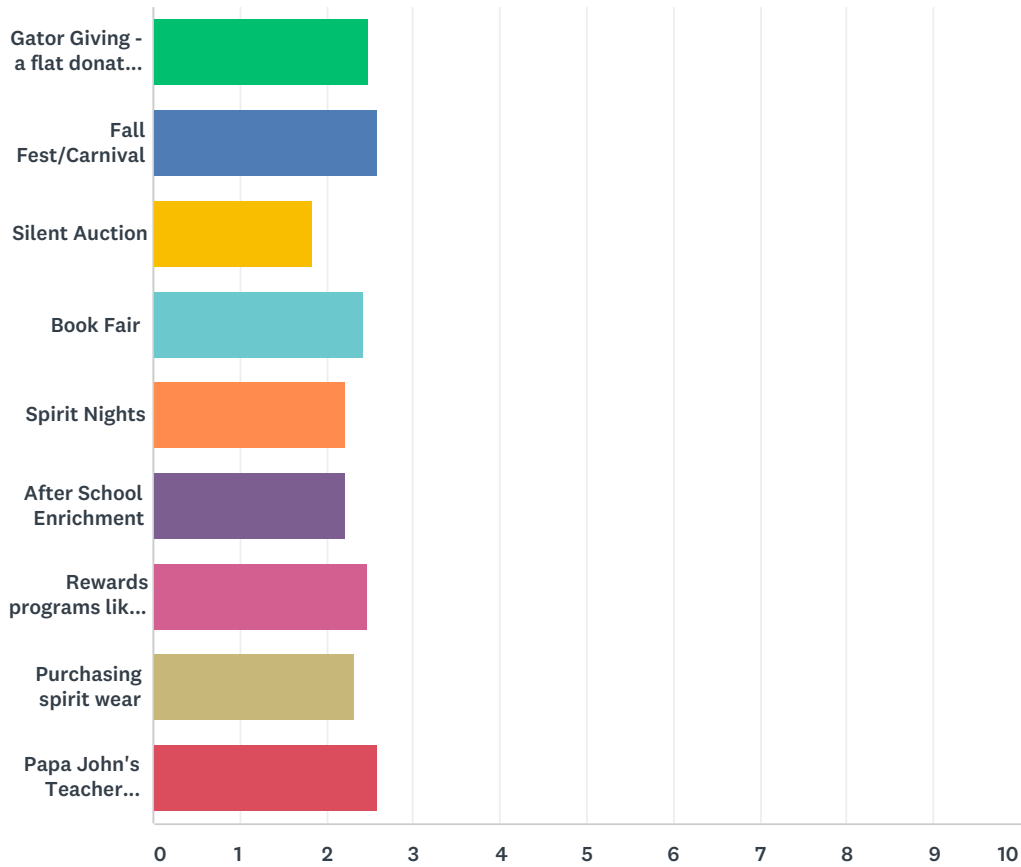


	HIGH IMPORTANCE	MEDIUM IMPORTANCE	MINIMAL IMPORTANCE	NO IMPORTANCE	TOTAL	WEIGHTED AVERAGE
Technology/electronic programs for classroom and home use (like Reflex Math, Learning A-Z, Brainpop, etc.)	56.57% 155	32.48% 89	10.58% 29	0.36% 1	274	3.45
Funds to support teachers' individual classrooms and/or grade-level programs	72.63% 199	25.55% 70	1.46% 4	0.36% 1	274	3.70
School safety	56.20% 154	27.01% 74	10.58% 29	6.20% 17	274	3.33
Guest programs (author visits, Mad Scientists, etc.)	22.99% 63	43.07% 118	29.93% 82	4.01% 11	274	2.85
School beautification	6.57% 18	37.59% 103	47.08% 129	8.76% 24	274	2.42
Classroom enhancements (flexible seating, etc.)	28.10% 77	48.18% 132	21.17% 58	2.55% 7	274	3.02
Family fun events (Fall Fest, Family Picnic, etc.)	20.80% 57	46.35% 127	29.93% 82	2.92% 8	274	2.85

Library and books for Leveled Book Room	51.82% 142	39.78% 109	7.66% 21	0.73% 2	274	3.43
Discretionary funds for school admin to designate for school needs/enhancements	14.23% 39	48.54% 133	25.18% 69	12.04% 33	274	2.65

Q6 To raise money for our PTA and school, I'm most likely to participate in:

Answered: 255 Skipped: 30

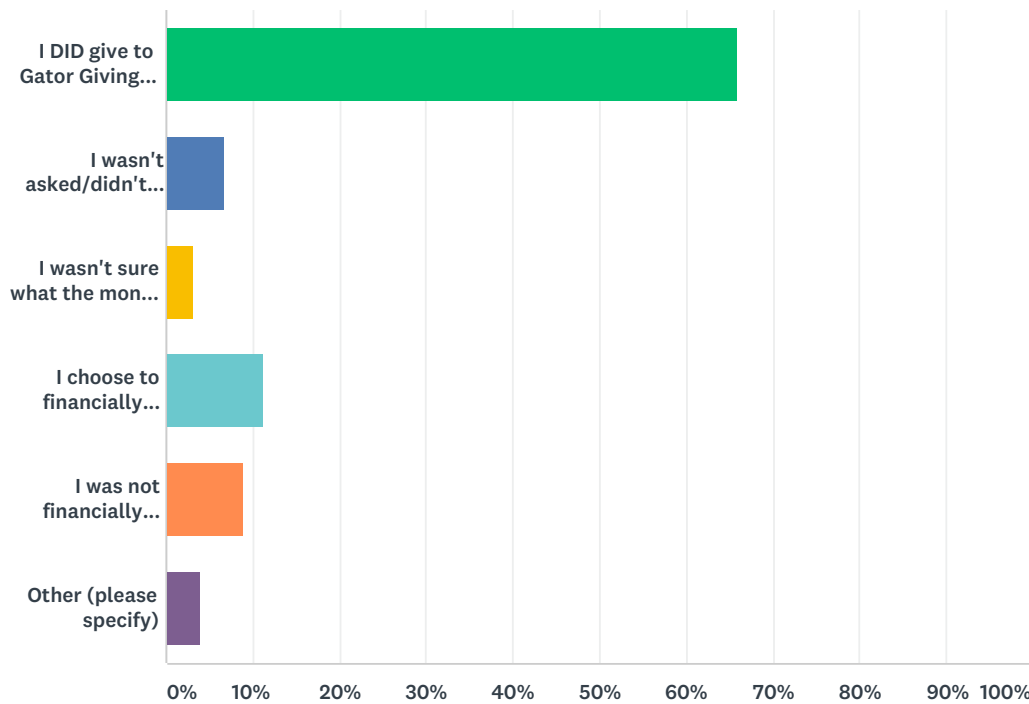


	THIS IS ONE OF MY PREFERRED WAYS OF SUPPORTING GAYTON FINANCIALLY	I PARTICIPATE, BUT IT'S NOT MY FAVORITE	I'D RATHER NOT CONTINUE TO HAVE THIS FUNDRAISER	TOTAL	WEIGHTED AVERAGE
Gator Giving - a flat donation at the beginning of the year	64.31% 164	19.61% 50	16.08% 41	255	2.48
Fall Fest/Carnival	64.31% 164	30.20% 77	5.49% 14	255	2.59
Silent Auction	25.49% 65	32.94% 84	41.57% 106	255	1.84
Book Fair	53.73% 137	34.90% 89	11.37% 29	255	2.42
Spirit Nights	36.47% 93	48.24% 123	15.29% 39	255	2.21
After School Enrichment	47.45% 121	27.06% 69	25.49% 65	255	2.22
Rewards programs like Kroger Rewards, Box Tops, Amazon Smile	56.47% 144	33.73% 86	9.80% 25	255	2.47

Purchasing spirit wear	43.53% 111	46.27% 118	10.20% 26	255	2.33
Papa John's Teacher Delivery Night	69.02% 176	21.96% 56	9.02% 23	255	2.60

Q7 Gator Giving is a flat donation to the PTA that we ask for at the beginning of every school year. It is the PTA's largest "fundraiser," bringing in approximately \$11,000 every year that is pure profit, and it helps to reduce the amount of fundraisers we have to hold. If you did NOT give to Gator Giving this school year, what is the primary reason?

Answered: 255 Skipped: 30

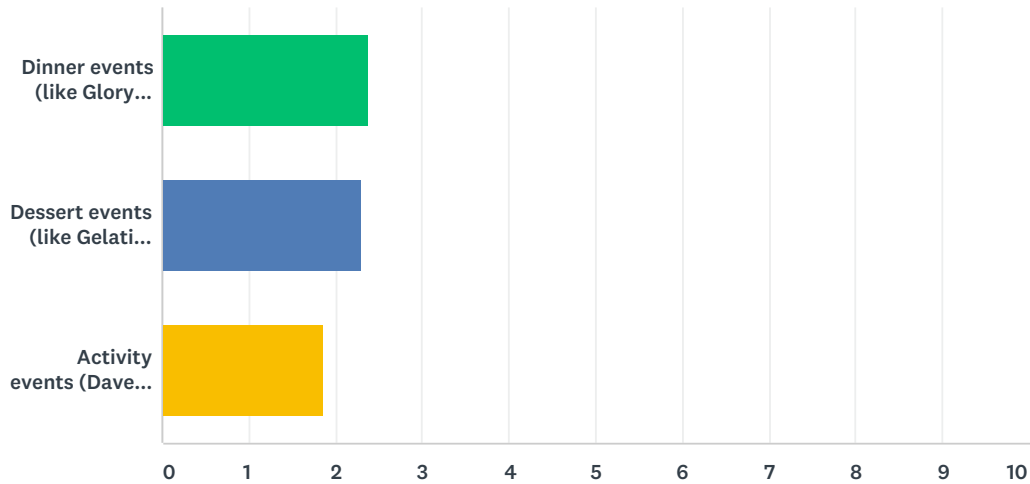


ANSWER CHOICES	RESPONSES	
I DID give to Gator Giving this year	65.88%	168
I wasn't asked/didn't know how to give	6.67%	17
I wasn't sure what the money was being used for	3.14%	8
I choose to financially support the school in other ways	11.37%	29
I was not financially able to donate	9.02%	23
Other (please specify)	3.92%	10
TOTAL		255

The 10 "other" comments included not supporting the PTA mission or spending priorities; can't remember if I gave; did not attend the school; prefer to give to other causes. The full list of comments will be provided to the PTA Ways & Means chair for further consideration.

Q8 For spirit event fundraisers, please rank your favorite type:

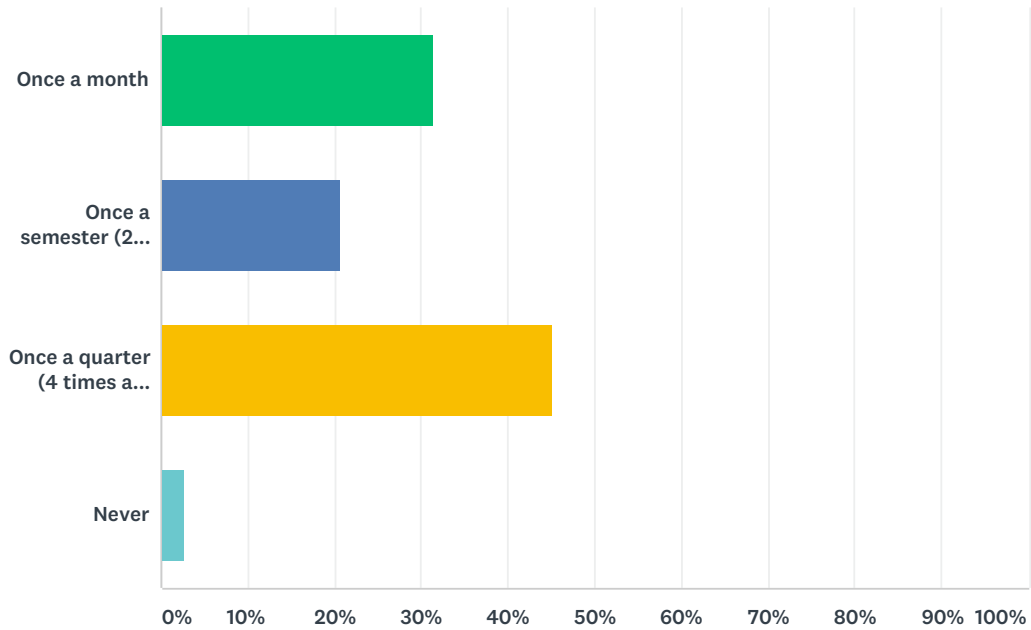
Answered: 255 Skipped: 30



	THIS IS MY FAMILY'S FAVORITE TYPE - WE'RE MOST LIKELY TO PARTICIPATE IN THIS	WE WOULD CONSIDER IT, BUT IT'S NOT OUR PREFERENCE	I WOULD PREFER TO NOT PARTICIPATE IN THIS TYPE OF EVENT	TOTAL	WEIGHTED AVERAGE
Dinner events (like Glory days, Pizza Nights)	51.76% 132	34.12% 87	14.12% 36	255	2.38
Dessert events (like Gelati Celesti)	43.92% 112	43.14% 110	12.94% 33	255	2.31
Activity events (Dave & Buster's, Squirrel's baseball, etc.)	17.65% 45	51.76% 132	30.59% 78	255	1.87

Q9 How often should we hold spirit event fundraisers?

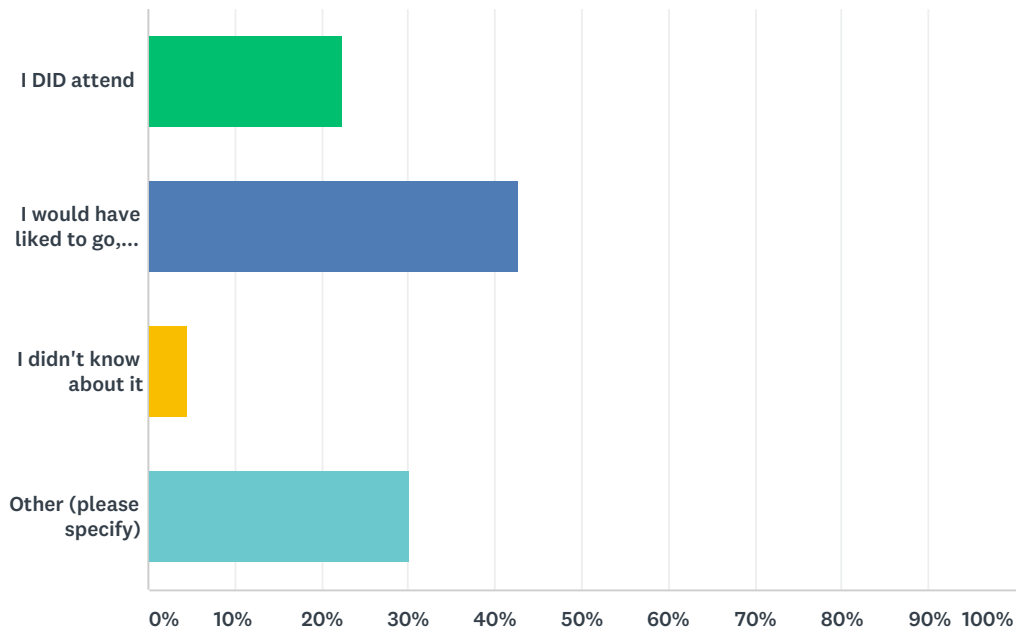
Answered: 255 Skipped: 30



ANSWER CHOICES	RESPONSES	
Once a month	31.37%	80
Once a semester (2 times a year)	20.78%	53
Once a quarter (4 times a year)	45.10%	115
Never	2.75%	7
TOTAL		255

Q11 If you did NOT attend the 2018 Silent Auction, what was your primary reason?

Answered: 255 Skipped: 30

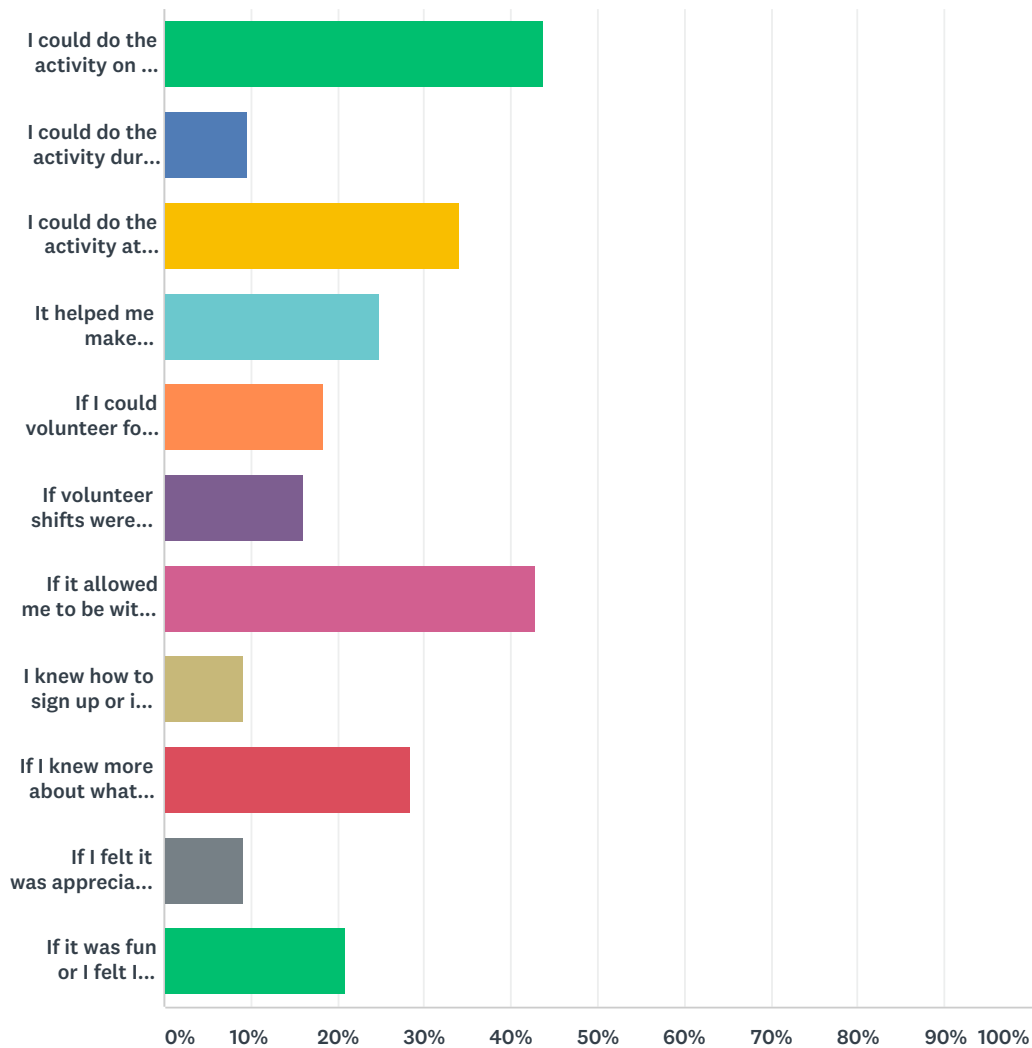


ANSWER CHOICES	RESPONSES	
I DID attend	22.35%	57
I would have liked to go, but I had a conflict (scheduling, work, babysitter, etc.)	42.75%	109
I didn't know about it	4.71%	12
Other (please specify)	30.20%	77
TOTAL		255

The 77 "other" comments included not having the money to spend; didn't know anyone going/felt left out; did not agree with PTA mission/priorities/board; don't prefer these types of events; consider online instead. The full list of comments will be provided to the 2019 Silent Auction chairs for further consideration.

Q12 I would be more likely to volunteer or could volunteer more if (check all that apply):

Answered: 249 Skipped: 36

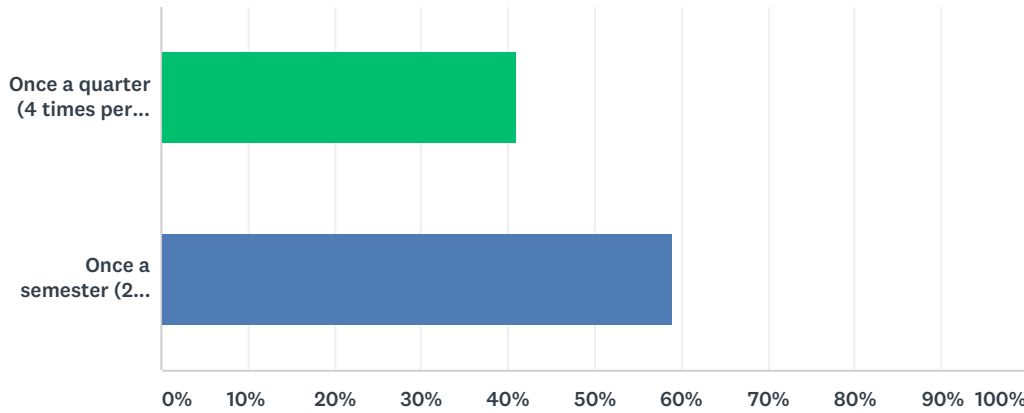


ANSWER CHOICES	RESPONSES
I could do the activity on my own schedule (stuffing packets, making copies)	43.78% 109
I could do the activity during the day	9.64% 24
I could do the activity at night	34.14% 85
It helped me make connections with other parents, teachers and school staff	24.90% 62
If I could volunteer for a full or half day - doing multiple things in the school - once, twice or a few times a year, based on my schedule	18.47% 46
If volunteer shifts were less than an hour so I could help during the workday	16.06% 40
If it allowed me to be with my child and his/her class, specifically	42.97% 107
I knew how to sign up or if it were easier to do so	9.24% 23

If I knew more about what needs there were for volunteers	28.51%	71
If I felt it was appreciated or recognized	9.24%	23
If it was fun or I felt I really made a difference	20.88%	52
Total Respondents: 249		

Q13 How often would you like the PTA to sponsor a "family fun" event? (Family Picnic, Literacy Night, family fitness, talent show, etc.)

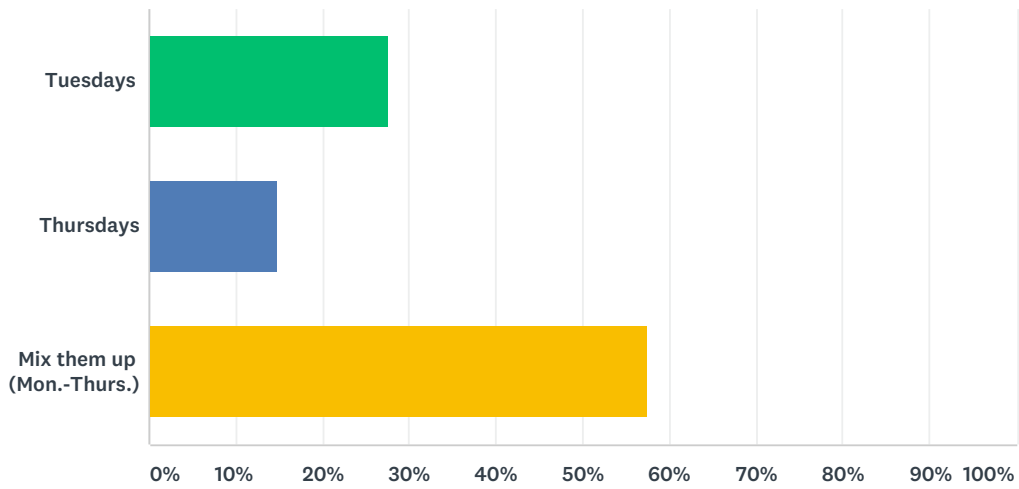
Answered: 249 Skipped: 36



ANSWER CHOICES	RESPONSES	
Once a quarter (4 times per year)	40.96%	102
Once a semester (2 times per year)	59.04%	147
TOTAL		249

**Q14 PTA meetings and grade performances are held on Tuesday nights.
For other PTA events, should they be held on:**

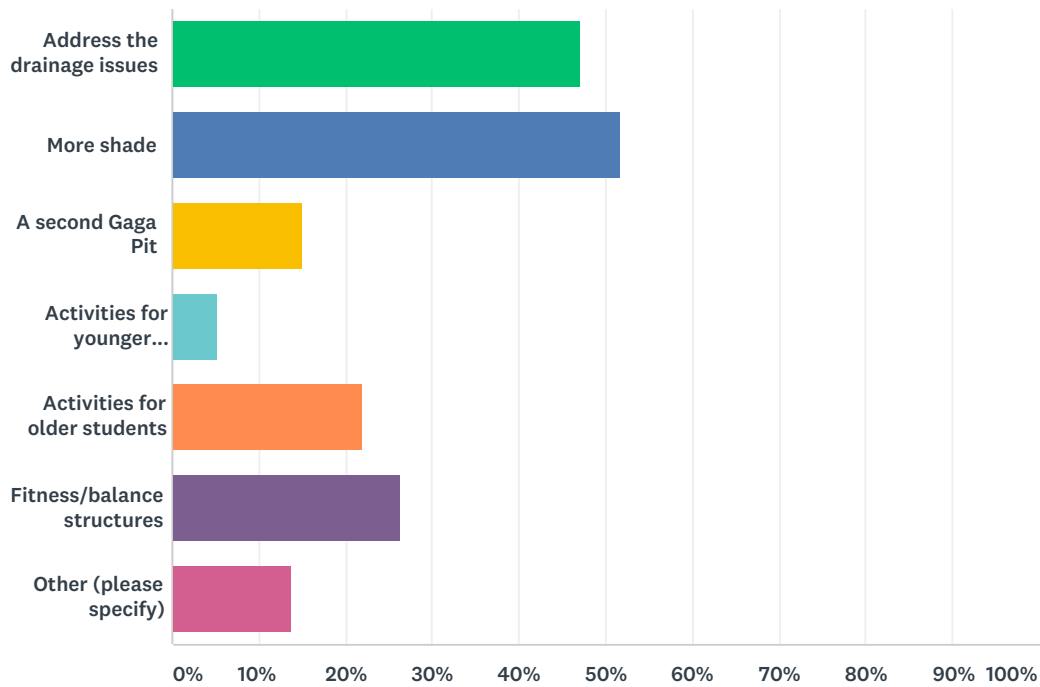
Answered: 249 Skipped: 36



ANSWER CHOICES	RESPONSES
Tuesdays	27.71% 69
Thursdays	14.86% 37
Mix them up (Mon.-Thurs.)	57.43% 143
TOTAL	249

Q16 What are your top two enhancements that you'd like to see on the playground next year?

Answered: 246 Skipped: 39

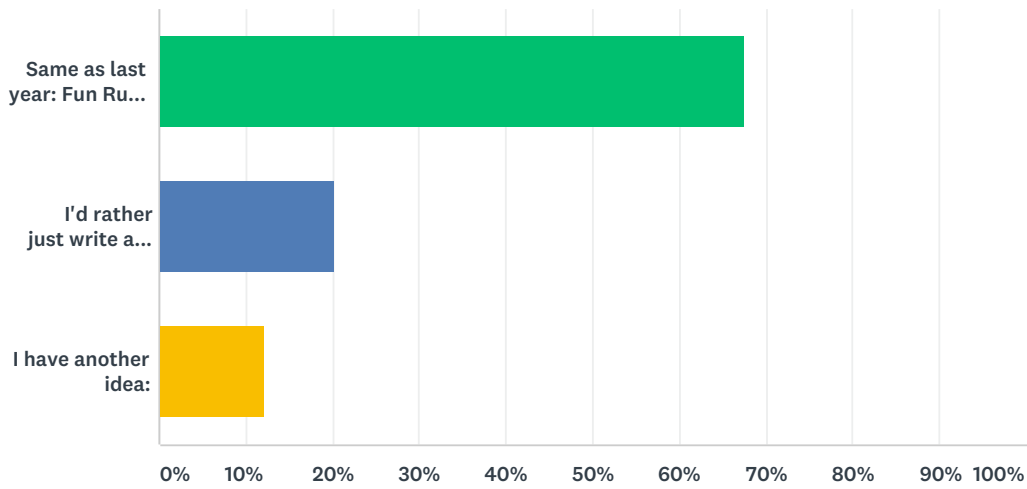


ANSWER CHOICES	RESPONSES	
Address the drainage issues	47.15%	116
More shade	51.63%	127
A second Gaga Pit	15.04%	37
Activities for younger students	5.28%	13
Activities for older students	21.95%	54
Fitness/balance structures	26.42%	65
Other (please specify)	13.82%	34
Total Respondents: 246		

The 34 "other" comments included no more improvements/fine the way it is/no more fundraising for playground; County should pay for drainage; additional ideas for new enhancements. The full list of comments will be provided to the playground committee for further consideration.

Q17 How should we raise the money needed for additional playground enhancements?

Answered: 246 Skipped: 39

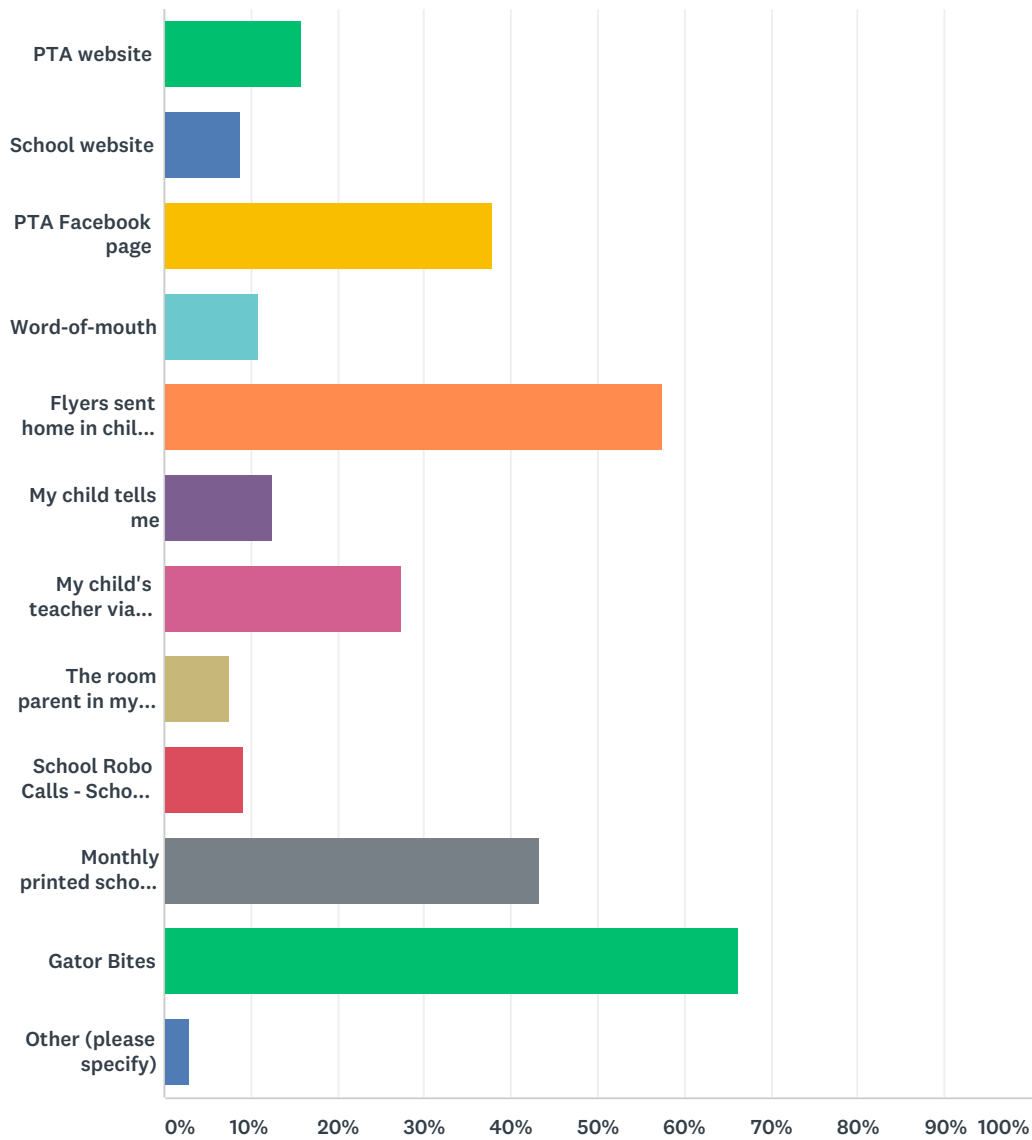


ANSWER CHOICES	RESPONSES	
Same as last year: Fun Run and Fall Fest, including corporate sponsorships	67.48%	166
I'd rather just write a check	20.33%	50
I have another idea:	12.20%	30
TOTAL		246

The 30 "other ideas" included online fundraising; no more fundraising for this; County should pay; ideas for sponsors/fundraisers. The full list of comments will be provided to the playground committee for further consideration.

Q18 What are your top three ways of getting information about PTA & school activities?

Answered: 240 Skipped: 45



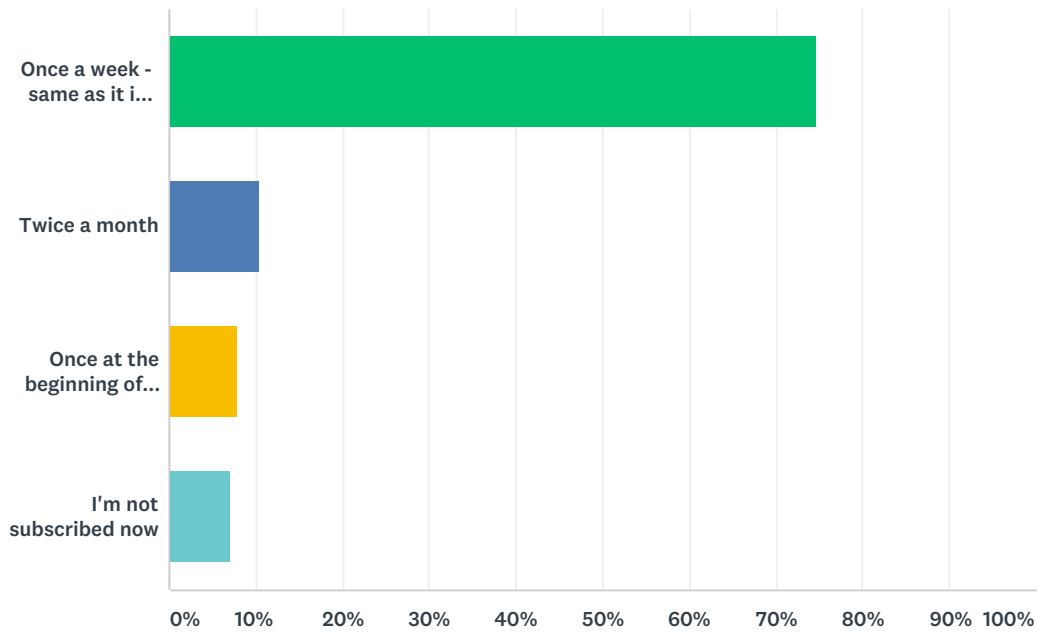
ANSWER CHOICES	RESPONSES	
PTA website	15.83%	38
School website	8.75%	21
PTA Facebook page	37.92%	91
Word-of-mouth	10.83%	26
Flyers sent home in child's folder	57.50%	138
My child tells me	12.50%	30
My child's teacher via emails/blogs/newsletters	27.50%	66

The room parent in my child's classroom	7.50%	18
School Robo Calls - School Messenger	9.17%	22
Monthly printed school calendar	43.33%	104
Gator Bites	66.25%	159
Other (please specify)	2.92%	7
Total Respondents: 240		

The 7 "other" comments reiterated the majority of options above.

Q19 How often do you want to receive Gator Bites? (the PTA's e-newsletter)

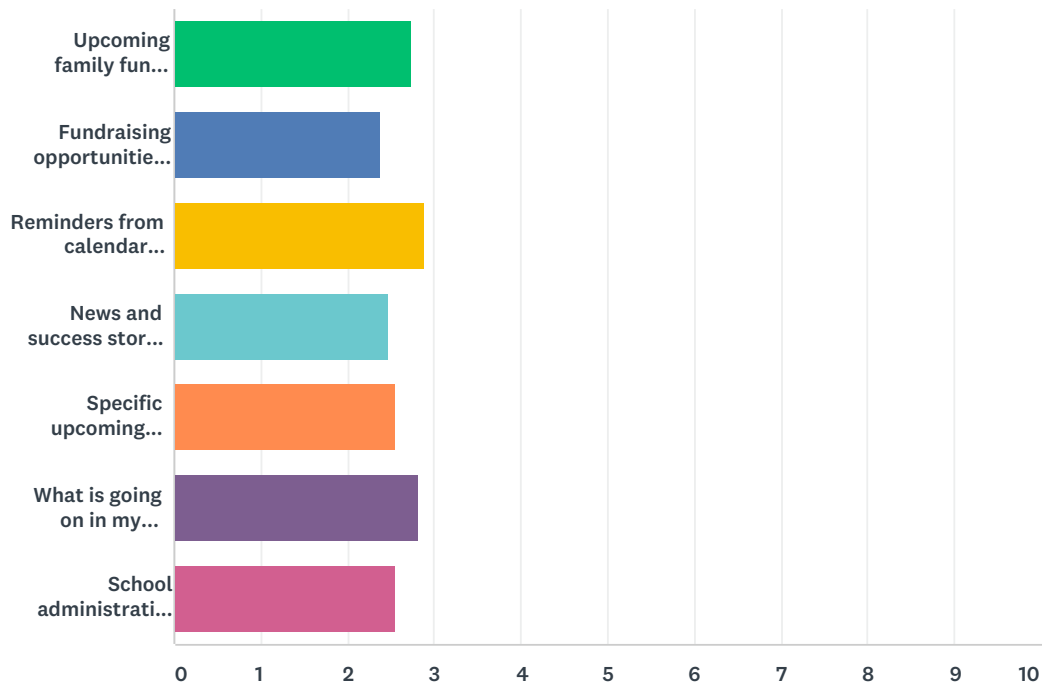
Answered: 240 Skipped: 45



ANSWER CHOICES	RESPONSES	
Once a week - same as it is now	74.58%	179
Twice a month	10.42%	25
Once at the beginning of the month	7.92%	19
I'm not subscribed now	7.08%	17
TOTAL		240

Q20 What type of information do you most look for in communications from the PTA/school?

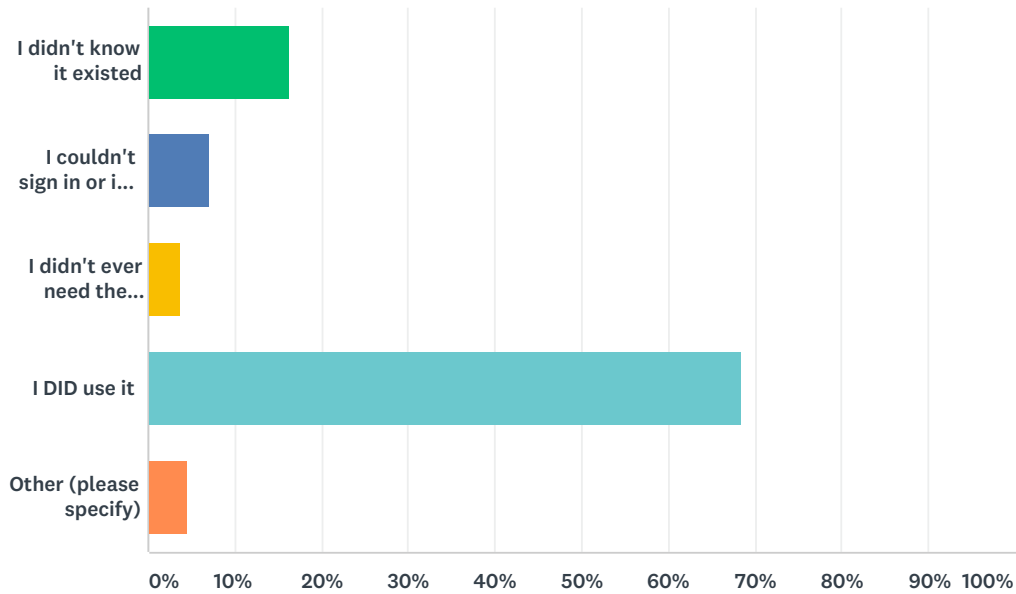
Answered: 239 Skipped: 46



	I LIKE TO BE KEPT INFORMED ABOUT THIS THE MOST	I LIKE TO SEE THIS, BUT NOT ALL THE TIME	I WOULD PREFER TO NOT HAVE TO READ ANY OF THIS	TOTAL	WEIGHTED AVERAGE
Upcoming family fun events (Fall Fest, Family Picnic, Literacy Nights)	76.47% 182	21.01% 50	2.52% 6	238	2.74
Fundraising opportunities (Gator Giving, spirit nights, Kroger rewards)	43.93% 105	51.05% 122	5.02% 12	239	2.39
Reminders from calendar (school holidays, special dress-up days, etc.)	89.54% 214	9.21% 22	1.26% 3	239	2.88
News and success stories from PTA & school programs/fundraising (new playground equipment, pictures from Pizza Delivery Night, Gator Aide of the Month)	51.88% 124	43.10% 103	5.02% 12	239	2.47
Specific upcoming volunteer needs	58.23% 138	39.24% 93	2.53% 6	237	2.56
What is going on in my child's classroom	85.11% 200	12.77% 30	2.13% 5	235	2.83
School administration news like health updates, safety-related information, testing dates, staff updates	59.41% 142	36.40% 87	4.18% 10	239	2.55

Q21 Gayton uses MySchoolAnywhere.com for the school directory, tickets and purchases, and volunteer sign-up. If you never accessed MySchoolAnywhere.com, tell us the primary reason why.

Answered: 240 Skipped: 45

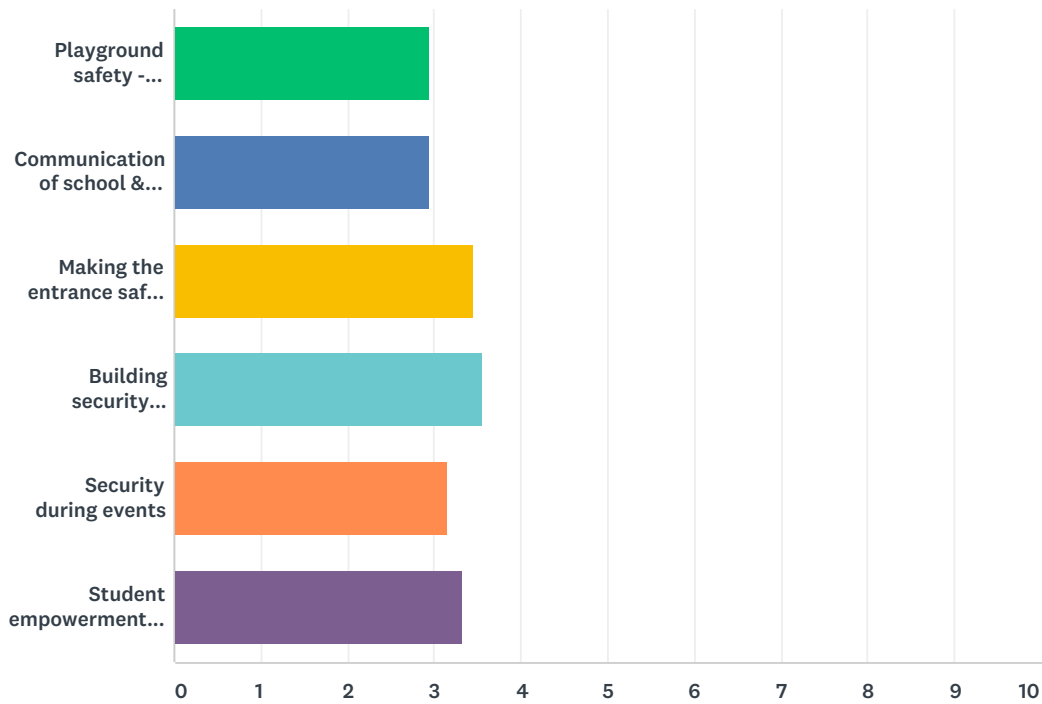


ANSWER CHOICES	RESPONSES	
I didn't know it existed	16.25%	39
I couldn't sign in or it was too complicated to access	7.08%	17
I didn't ever need the directory, tickets or to view volunteer sign-ups	3.75%	9
I DID use it	68.33%	164
Other (please specify)	4.58%	11
TOTAL		240

The 11 "other" comments included that directory should be available to parents regardless of PTA membership; confusion between some people still using Sign-Up Genius; difficulty using MSA with kids at two schools; forgot to use it. The full list of comments will be provided to PTA membership VP for further consideration.

Q22 What safety concerns, if any, do you feel should be a top priority for the Gayton Safety committee?

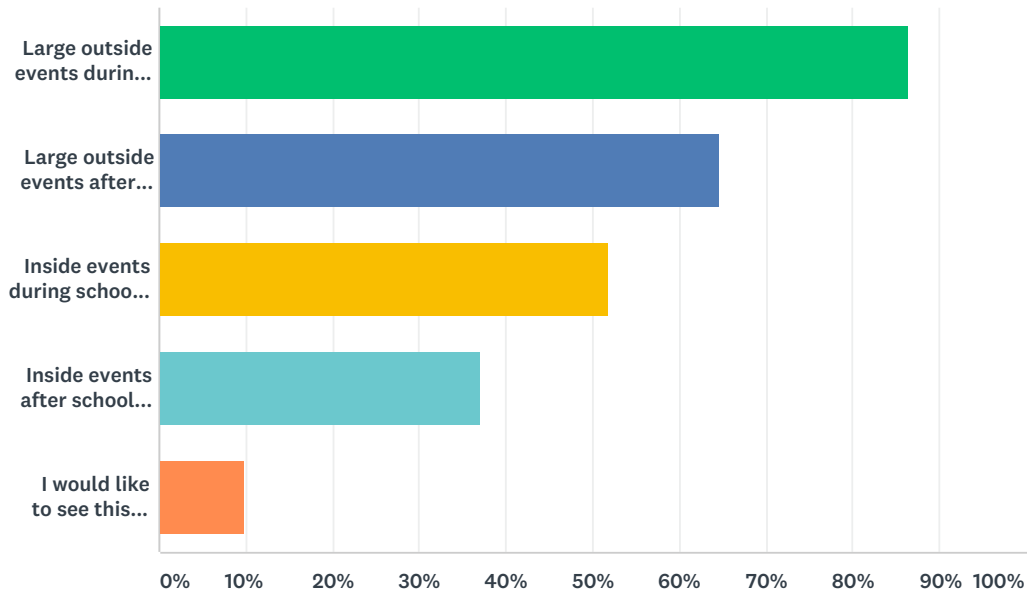
Answered: 235 Skipped: 50



	HIGHEST PRIORITY	MEDIUM PRIORITY	MINIMAL PRIORITY	I DON'T FEEL WE NEED THIS	TOTAL	WEIGHTED AVERAGE
Playground safety - fencing, landscaping, communication	33.19% 78	40.43% 95	15.74% 37	10.64% 25	235	2.96
Communication of school & county practices and guidelines	26.38% 62	48.09% 113	20.00% 47	5.53% 13	235	2.95
Making the entrance safer - glass doors and visitor entrance protocol	66.81% 157	18.30% 43	8.51% 20	6.38% 15	235	3.46
Building security equipment - cameras, walkie-talkies, etc.	69.79% 164	20.00% 47	5.53% 13	4.68% 11	235	3.55
Security during events	40.85% 96	40.85% 96	11.06% 26	7.23% 17	235	3.15
Student empowerment information (processing post drills, bullying, emotional management, violence, etc)	54.47% 128	28.51% 67	12.77% 30	4.26% 10	235	3.33

Q23 At what events do you think the new Gator Squad should be utilized? (parents volunteering as "extra eyes" and helpers in school and at events) Check all that apply.

Answered: 235 Skipped: 50

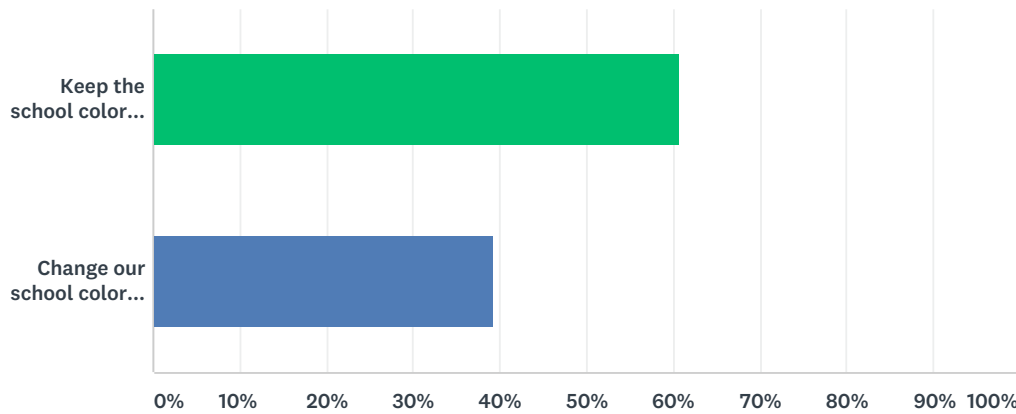


ANSWER CHOICES	RESPONSES	
Large outside events during school hours (Field Day, etc.)	86.38%	203
Large outside events after school hours (Fall Fest, Family Picnic)	64.68%	152
Inside events during school hours (Open House, Kindergarten registration day, Take Your Family to School Week)	51.91%	122
Inside events after school hours (PTA grade-level performances)	37.02%	87
I would like to see this group used in a different way (share below):	9.79%	23
Total Respondents: 235		

The 23 "other" comments included we don't need this/it's inappropriate to put parents in this position; don't feel safer with this group. The full list of comments will be provided to the PTA safety committee for further consideration.

Q25 When Gayton was first opened, a vote was held to determine the school mascot and school colors. The two final choices for mascot were the Gayton Gators or the Gayton Grizzlies. The final two color choices were blue and green (if Gayton Gators) or red and black (if Gayton Grizzlies). The survey vote was not set up correctly, and it came back with Gayton Gators as the mascot and red and black as the colors. For Gayton's school colors, would you want to:

Answered: 234 Skipped: 51



ANSWER CHOICES	RESPONSES	
Keep the school colors of red and black	60.68%	142
Change our school colors to blue and green	39.32%	92
TOTAL		234

Q26 Please share any additional comments you have regarding PTA programs, spending, events and involvement.

Answered: 102 Skipped: 183

Comments included desire to reduce fundraisers; playground ideas/comments on fundraising; advocacy issues with safety at county/state level; do not support PTA mission/programs/board; ideas for new events/programs/fundraisers; thank-yous.

The full list of comments will be provided to related committee chairs and PTA exec. board for further consideration, including the open-ended responses for Fall Fest and safety concerns.